


CTM-ONE WIRING OVERVIEW

>1.4.X Firmware

Single Point of Connection (Connected to Vehicle ECU)

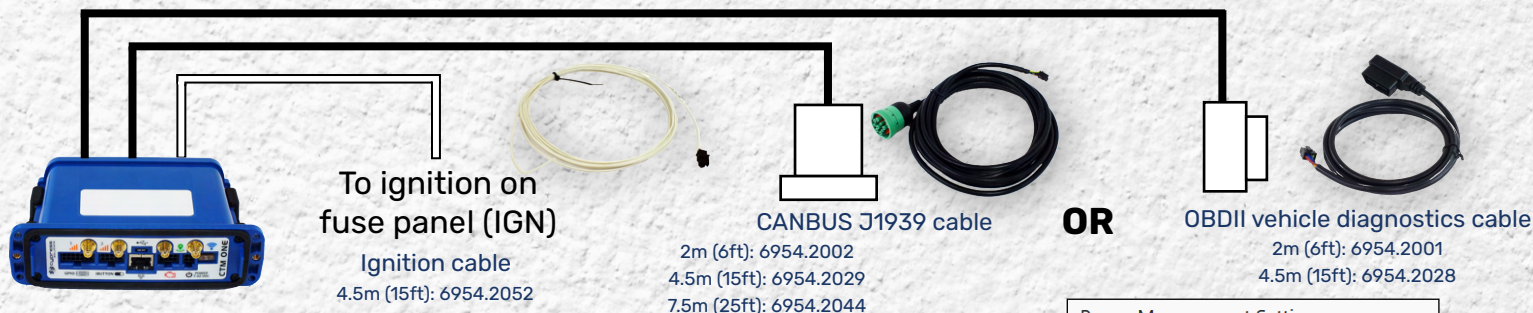


Ensure that the following configurations are edited under the "gpio" and "vehicle" tabs on the device.

Power Management	
Set VEH_IGN to LOW when SPEED & RPM is stable/missing for X seconds	
120	
0 to disable	
<input checked="" type="checkbox"/>	Wake on can0

Power Management Settings	
SYS_IGN Source	
VEH_IGN	
Try to suspend when SYS_IGN is LOW for X seconds	
180	
0 to disable	

Wired to Ignition (Connected to Vehicle ECU)

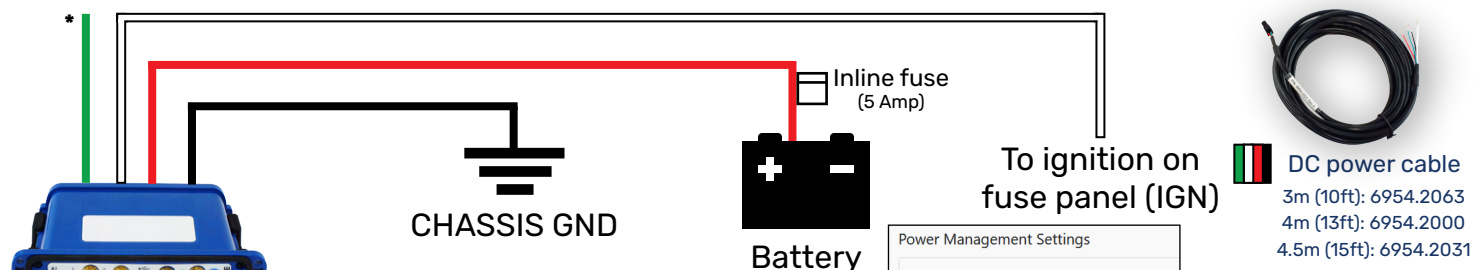


Ensure that the following configurations are edited under the "gpio" and "vehicle" tabs on the device.

Power Management	
Set VEH_IGN to LOW when SPEED & RPM is stable/missing for X seconds	
0	
0 to disable	
<input type="checkbox"/>	Wake on can0

Power Management Settings	
SYS_IGN Source	
GPIO_IGN	
Try to suspend when SYS_IGN is LOW for X seconds	
300	
0 to disable	

Wired to Battery (No ECU Connection)



Ensure that the following configurations are edited under the "gpio" and "vehicle" tabs on the device.

***Note:** green wire should be isolated and not connected to anything.

Power Management Settings	
SYS_IGN Source	
GPIO_IGN	
Try to suspend when SYS_IGN is LOW for X seconds	
300	
0 to disable	

CAN0 Configuration	
Mode	
DISABLED	
2 WIRE: high-speed and medium-speed CAN	

+1 (877) 985 2878

www.cypress.bc.ca // support@cypress.bc.ca

@CypressSLTNS f/CypressSolutionsInc in/Cypress-Solutions-Inc

CYPRESS
solutions

Cypress Solutions © | 3066 Beta Avenue | Burnaby, BC | V5G 4K4 | 604-294-4465