

QUICKSTART GUIDE MAN DOWN PENDANT



GENERAL USE



* An Emergency Alert can ALWAYS be deployed. Even if the pendant is Off.

FUNCTION	BUTTON SEQUENCE
Send EMERGENCY alert	Press and hold for > 3s until both LEDs blink green and orange
Cancel EMERGENCY alert	2 clicks within 1s, then hold until pendant beeps (x1) and vibrates (x1)
Send DRVID message	Press and hold (for 1- 2s) until right LED blinks green
Acknowledge incoming page	Press and hold (for 1- 2s) until right LED blinks green

BATTERIES

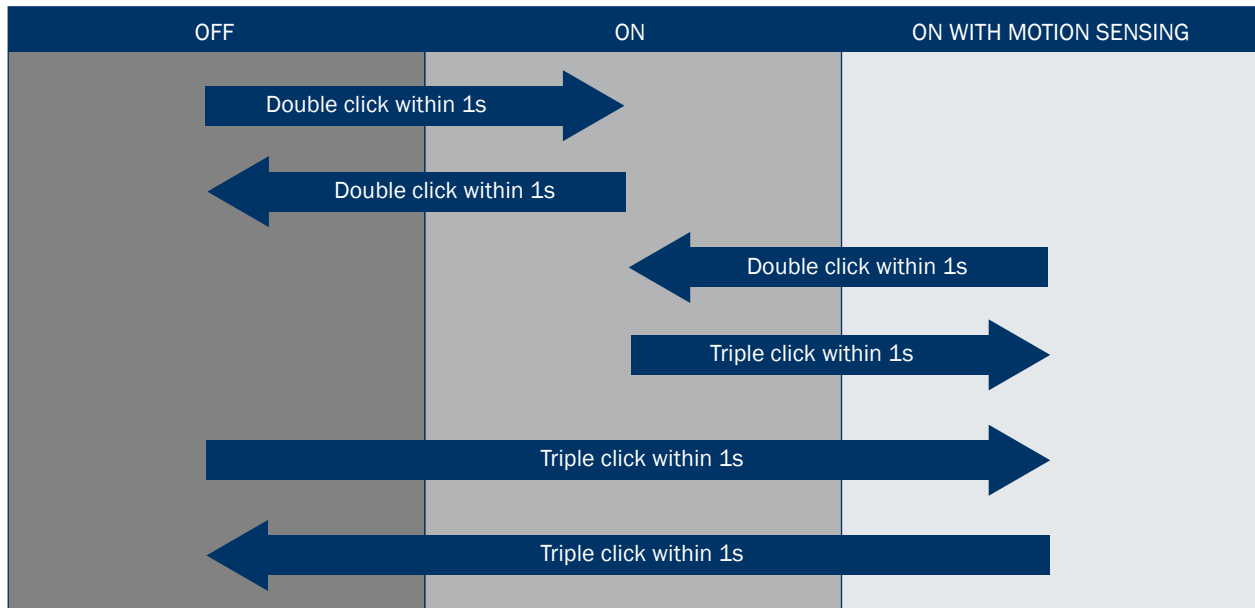
WARNING: DO NOT REMOVE BATTERIES IN A POTENTIALLY EXPLOSIVE ATMOSPHERE

USE ONLY THE FOLLOWING BATTERY TYPES:


Duracell® MN1500 or Energizer® E91 'AA' Alkaline batteries

1. Replace all batteries at the same time.
2. Remove fully discharged batteries immediately.

BUTTON FUNCTION



LED INDICATIONS


<p>LEFT LED</p> <ul style="list-style-type: none"> ● Solid green - Motion sensing OFF ● Solid orange - Motion sensing ON ● Blinking green - Motion sensing OFF, Incoming page pending acknowledgement ● Blinking orange - Motion sensing ON, Incoming page pending acknowledgement 		<p>RIGHT LED</p> <ul style="list-style-type: none"> ● Solid green - Pendant in operating range ● Solid orange - Pendant out of operating range ● Blinking green - Pendant in operating range, Battery Low ● Blinking orange - Pendant out of operating range, Battery Low
---	---	--





LED INDICATIONS DURING BUTTON PRESS

Send EMERGENCY alert	Acknowledge incoming page	Send a Driver ID message
 <p>Press and hold (for >3s) until both LEDs blink green and orange</p>	 <p>Press and hold (for 1-2s) until right LED blinks green</p>	 <p>Press and hold (for 1-2s) until right LED blinks green</p>

*LEDs will continue to blink until EMERGENCY alert is acknowledged or cancelled

SOUND/VIBRATE INDICATIONS

Pendant powering on/off	Cancel EMERGENCY alert	Successful acknowledgement	Unsuccessful acknowledgement
 <p>x1</p>	 <p>x1</p>	 <p>x4 x2</p>	 <p>x2</p>
Incoming page received, pending acknowledgement	MOTION SENSE EMERGENCY alert caused by lack of motion	Out of range alert	Battery Low
 <p>x3 x4 every 10s</p>	 <p>1 to 6 beeps every 5s after 30s of no motion</p>	 <p>x1 1 long escalating beep every 10s</p>	 <p>x1 every 60s</p>

 beep
  vibration
  escalating sound sequence
  high then low sound sequence